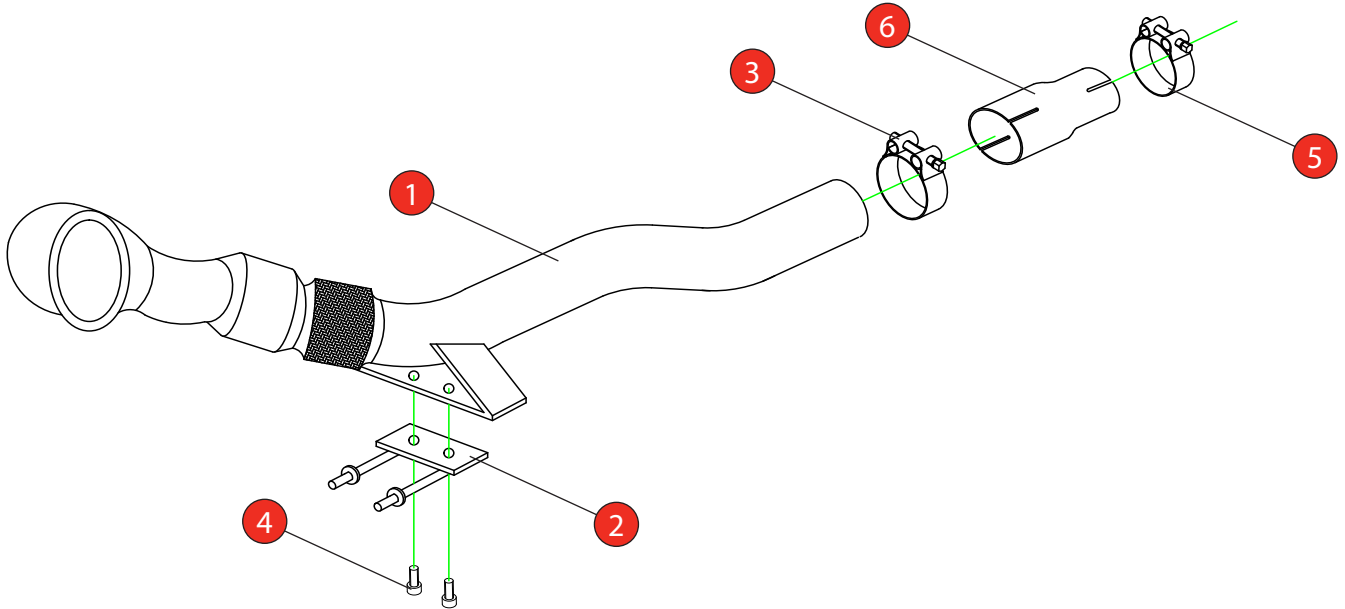


Car	VW Golf Mk7 GTi & Clubsport & Clubsport S / Seat Leon Cupra 280 & 290 & 300 / Seat Leon Cupra ST 280 & 290	Part No.	SVWX043
Year	2013-2015 / 2014-Current / 2015-Current	Fit Kits	153FK
Notes	Where not supplied use original fittings	Features	Pipe Diameter:- 76mm

Estimated Fitting Time: 90 Minutes



NO.	PART NO.	DESCRIPTION	QTY
1	693VW	Turbo Downpipe With Sports Catalyst	1
2	562AU	Mounting Bracket	1
Fit Kit			
3	Z016.10062	79mm H/D Clamp	1
4	Z017.10808	M8 x 16mm Cap Head Bolts	2
5	Z016.10064	63-68mm H/D Clamp (USE TO FIT TO O.E SYSTEM)	1
6	AD69	Adaptor (USE TO FIT TO O.E SYSTEM)	1



E-MARK	N/A
DATE	16/08/18
ISSUE	05
AUTHORISED	M.Ydlibi

NOTE: ENSURE SCORPION SYSTEM IS CLEAR OF MOVING PARTS AND ALL ORIGINAL FUNCTIONS WORK CORRECTLY.



STAY CONNECTED TO RED POWER.

Car	VW Golf Mk7 GTi & Clubsport & Clubsport S / Seat Leon Cupra 280 & 290 & 300 / Seat Leon Cupra ST 280 & 290	Part No.	SVWX043
Year	2013-2015 / 2014-Current / 2015-Current	Fit Kits	153FK
Notes	Where not supplied use original fittings.	Features	Pipe Diameter:- 76mm



PLEASE NOTE: The instructions below are only required when fitting this product to a Seat Leon Cupra.

A) Remove Lambda Probe from OE catalyst, then remove cable from clips indicated. (x4)

B) Feed Lambda cable down the right hand side (as you look at the engine)

C) Ensure Lambda cable misses the gear cables, pass to the right hand side (as you look at engine)

D) Take Lambda cable under the engine. Fit probe into Sensor boss and tighten.

Feed cable this side.

