

# Fitting Instructions KCA4(size)



**KCA4(size)** is a universal fitment adjustable camber bolt kit and is designed to provide up to +/- 1.5 degrees of camber adjustment using a special high tensile eccentric bolt.

**Contents:** KCA4(size) kit contains;  
✓ 2 x eccentric bolts - with lock tabs and lock nuts

### Installation guide:

1. Establish amount and direction of camber change required using current wheel alignment settings.
2. Raise the vehicle and remove the wheels to expose the strut assembly, then remove upper strut clevis bolt.

**NOTE:**

**Do NOT remove or replace any factory adjustable bolts. KCA4(size) are designed to replace standard bolts only.**

3. Note washer and location of small inner and large outer tab. Align small tab on camber bolt washer with eccentric cam on bolt.

When fitting in upper strut clevis hole (recommended):

- for positive camber adjustment, install with large tab towards wheel. Refer Fig 1.
- for negative camber adjustment, install with large tab towards strut. Refer Fig 2.

When fitting in lower strut clevis hole(RACE USE ONLY):

- for positive camber adjustment, install with large tab towards strut. Refer Fig 2.
- for negative camber adjustment, install with large tab towards wheel. Refer Fig 1.

**NOTE:**

**Cam bolt and washer must be fitted in the horizontal plane only.**

4. Fit lock nut and tighten to our recommended torque settings. Make sure washer does not rotate and spikes 'bite' into strut.
5. Refit wheel and reset/compensate alignment equipment.
6. To adjust camber, slightly loosen both KCA4(size) and factory nuts.
7. Perform camber adjustment by rotating bolt to desired position.

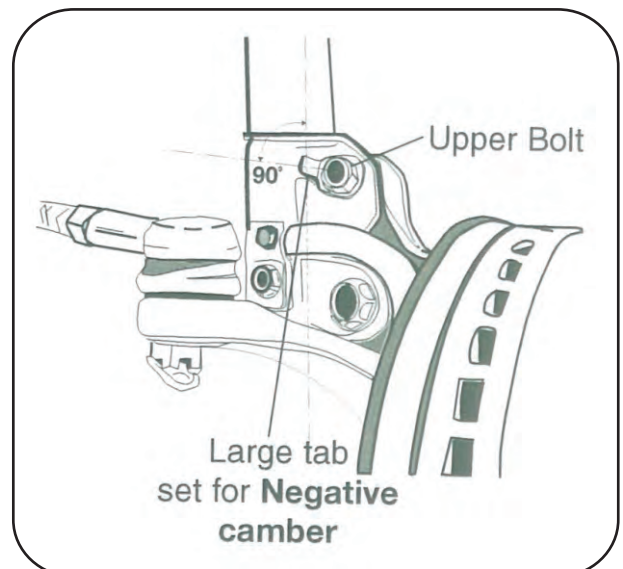
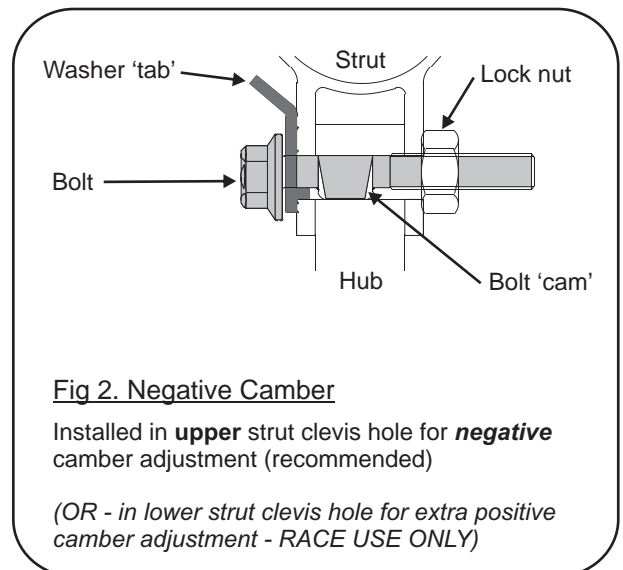
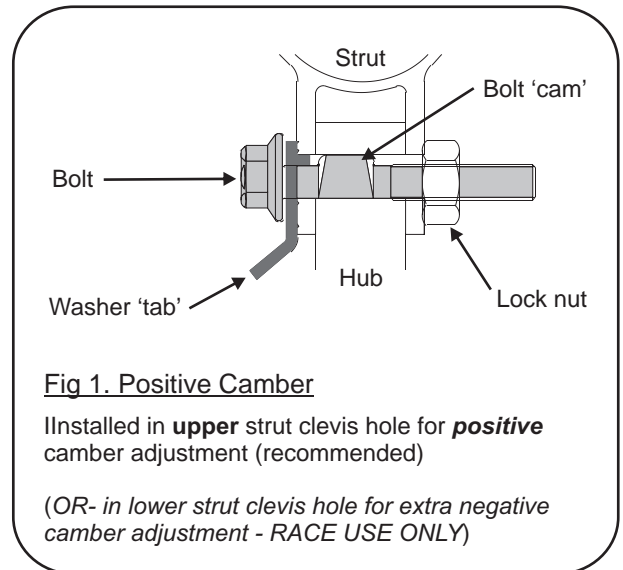
**NOTE:**

**Do not allow washer to rotate.**

8. Tighten KCA4(size) assembly to torque settings listed below, and factory bolt assembly to manufacturer's recommended settings.
9. Finish wheel alignment and road test the vehicle.

KCA4(size) recommended torque settings:

- KCA412 - 88 Nm (approx 65 ft lbs)
- KCA414 - 132 Nm (approx 97 ft lbs)
- KCA415 - 132 Nm (approx 97 ft lbs)
- KCA416 - 169 Nm (approx 125 ft lbs)
- KCA417 - 169 Nm (approx 125 ft lbs)



**Warning:** Please drive carefully while you accustom yourself to the changed vehicle behaviour.