



FMMD6 MUFFLER DELETE FITTING INSTRUCTIONS




Please thoroughly read through and familiarise yourself with these instructions in their entirety prior to beginning any part of the installation process of any component. Please also ensure the vehicle and engine has cooled down sufficiently to avoid risking possible skin burns or other injury.


TOOLS NEEDED:

Flat blade Screwdriver
T30 Torx Drive Screwdriver
7mm Socket and Ratchet


1. Open the bonnet and locate the air intake system, using a 7mm socket or hose clamp drive, remove the hose clamp attaching the intake pipe to the turbo elbow.




2. Disconnect the vacuum hose attached to the air box, this simply pulls off. The air box and intake pipe will all lift out as one, to do this pull sharply in an upwards motion to release the air box from its rubber mounting points.



3. With air box removed you will now have access to the boost pipe attached to the side of the engine, Using a T30 Torx drive and suitable ratchet loosen the fastener holding it in position.



4. Using a 7mm socket or suitable hose clamp drive loosen the two hose clamps attaching the rubber boost hose to the turbo muffler, you can now remove the hose from situ.



5. Using a T30 torx drive remove the 3 fasteners attaching the muffler to the turbo, the muffler can now be removed from situ. When removing be cautious not to lose the rubber O-ring that is housed on the mating face.



6. Fit the O-ring removed from step 5 to the Forge Motorsport Muffler delete, Now using the fasteners removed in step 5 fit the FMMD6 in the same orientation as the original turbo muffler. Tighten with a T30 torx drive and secure in position.



7. Follow steps 1-4 in reverse order to complete this installation, upon completion take your vehicle for a test drive and enjoy your new Forge Motorsport Product.

Check out WWW.FORGEMOTORSPORT.CO.UK and WWW.FORGEMOTORSPORT.COM

For a full range of performance products for your vehicle.

If you have any questions or concerns about this product or anything else, please feel free to contact your local or preferred Forge Motorsport Dealer/Installer or you may contact us directly.

Forge Motorsport UK

(+44)1452 380999

info@forgemotorsport.co.uk

Forge Motorsport USA

(407)-447-5363

sales@forgemotorsport.com

Forge Motorsport ASIA

+886-4-22516887

sales@forgemotorsport.asia



Forge Motorsport



@forgemotorsport



@forgemotorsport



Forge Motorsport