

Install Throttle Pipe



604.530.3092
www.ctsturbo.com
#309-20630 Mufford Cre. Langley

Step 1 - Remove the belly pan T25



Step 2 - Loosen silicon from the pipe 7mm



Step 3 - Remove silicon



Step 4 - Unclip the coolant hose




Step 5 - Undo both brackets T30



Step 6 - Unclip the map sensor



Step 7 - Undo the silicon from throttle body



Step 8 - Remove the throttle pipe



Step 9 - Remove the map from the throttle pipe using T20 and transfer map to the new pipe




Step 10 - Slide the clamp over the silicon



Step 11 - Slide the silicon over the throttle body




Step12 - Loosely thread the bolt for the bracket



Step 13 - Slide clamp over pipe and insert pipe into silicon



Step 14 - Slide the bracket over the bolt



Step 15 - Plugin the map sensor

Step 16 - Tighten throttle body clamp



Step 17 - Tighten the lower clamp



Step 18 - Reinstall the intercooler silicon



Step 19 - Put the belly pan back



604.530.3092
www.ctsturbo.com
#309-20630 Mufford Cre. Langley