




V-Maxx Autosport Einbauanleitung Gewindefahrwerk
 V-Maxx Autosport installation instructions Coilover-kit
 AUDI A1 (8X) / VW POLO (R6) / SEAT IBIZA (6J) / SKODA FABIA (5J)


RE-use this original top mount parts
 Diese oberen serienmäßigen Federbeinteile wiederverwenden




DON'T USE original spring seat and top bearing
Oberen serienmäßigen Federteller und Domlager NICHT wiederverwenden

Install the supplied top bearing
 Das mitgelieferte Domlager verwenden


Install the supplied top bearing to the V-MAXX Autosport® top spring seat
 Das mitgelieferten Domlager an den V-MAXX Autosport® oberen Federteller installieren




🇬🇧 Remove original bottom spring seat (ring)
🇩🇪 serienmäßige unteren Federauflage (Ring) Entfernen



🇬🇧 Install V-Maxx rear adjuster
🇩🇪 V-Maxx Hintere Gewindehülse installieren





🇬🇧 RE-use original rubber top spring seat

🇩🇪 Serienmäßigen oberen Gummi Federteller Wiederverwenden

Copyrights V-MAXX® Autosport B.V., The Netherlands. All rights reserved. Reprints, copying and use of logo's, also partially, only after written permission of V-MAXX® Autosport B.V. No responsibility is taken for printing errors. All rights reserved. All images and pictures of cars in this document/website, serve illustration purposes only and do not imply a (quality) relationship between V-MAXX® Autosport B.V. and the manufacturers of the cars in question. All transactions are subject to our general terms and conditions.



🇬🇧 RE-use original top mount

🇩🇪 Obere serienmäßigen Gummilager wiederverwenden

